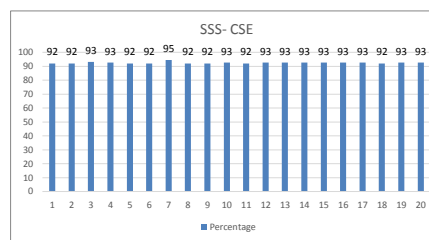


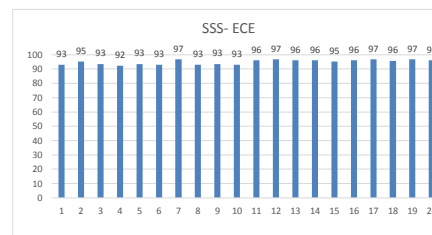
**STUDENT SATISFACTION SURVEY-SSS
COMPUTER SCIENCE AND ENGINEERING**

S.NO	Questionnaire(s)	Extremely Correlated (4)	Vigh High Correlated (3)	High Correlated (2)	Moderate Correlated (1)	Low Correlated (0)	Total Weightage	Percentage
1	How much of the syllabus was covered in the class?	32	5	4	0	0	151	92
2	How well did the teachers prepare for the classes?	32	5	4	0	0	151	92
3	How well were the teachers able to communicate?	34	3	4	0	0	153	93
4	The teacher's approach to teaching can best be described as	33	4	4	0	0	152	93
5	Fairness of the internal evaluation process by the teachers.	32	5	4	0	0	151	92
6	Was your performance in assignments discussed with you?	32	5	4	0	0	151	92
7	The institute takes active interest in promoting internship, student exchange, field visit opportunities for students	35	3	3	0	0	155	95
8	The teaching and mentoring process in your institution facilitates you in cognitive, social and emotional growth.	32	5	4	0	0	151	92
9	The institution provides multiple opportunities to learn and grow	32	5	4	0	0	151	92
10	Teachers inform you about your expected competencies, course outcomes and programme	33	4	4	0	0	152	93
11	Your mentor does a necessary follow-up with an assigned task to you.	33	4	3	1	0	151	92
12	The teachers illustrate the concepts through examples and applications.	33	4	4	0	0	152	93
13	The teachers identify your strengths and encourage you with providing right level of challenges.	33	4	4	0	0	152	93
14	Teachers are able to identify your weaknesses and help you to overcome them.	33	4	4	0	0	152	93
15	The institution makes effort to engage students in the monitoring, review and continuous quality improvement of the teaching learning process.	33	4	4	0	0	152	93
16	The institute/ teachers use student centric methods, such as experiential learning, participative learning and problem solving methodologies for enhancing learning experiences.	33	4	4	0	0	152	93
17	Teachers encourage you to participate in extracurricular activities.	33	4	4	0	0	152	93
18	Efforts are made by the institute/ teachers to inculcate soft skills, life skills and employability skills to make you ready for the world of work.	33	4	3	1	0	151	92
19	What percentage of teachers use ICT tools such as LCD projector, Multimedia, etc. while teaching.	33	4	4	0	0	152	93
20	The overall quality of teaching-learning process in your institute is very good.	33	4	4	0	0	152	93
Over All Percentage								93



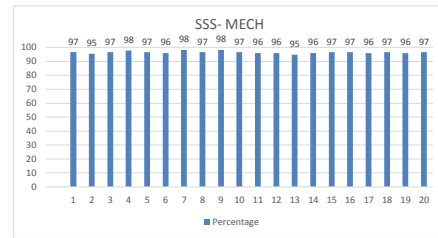
ELECTRONICS AND COMMUNICATION ENGINEERING

S.NO	Questionnaire(s)	Extremely Correlated (4)	Vigh High Correlated (3)	High Correlated (2)	Moderate Correlated (1)	Low Correlated (0)	Total Weightage	Percentage
1	How much of the syllabus was covered in the class?	37	5	4	0	0	171	93
2	How well did the teachers prepare for the classes?	40	3	3	0	0	175	95
3	How well were the teachers able to communicate?	38	4	4	0	0	172	93
4	The teacher's approach to teaching can best be described as	36	6	4	0	0	170	92
5	Fairness of the internal evaluation process by the teachers.	38	4	4	0	0	172	93
6	Was your performance in assignments discussed with you?	37	5	4	0	0	171	93
7	The institute takes active interest in promoting internship, student exchange, field visit opportunities for students	41	4	1	0	0	178	97
8	The teaching and mentoring process in your institution facilitates you in cognitive, social and emotional growth.	37	5	4	0	0	171	93
9	The institution provides multiple opportunities to learn and grow	38	4	4	0	0	172	93
10	Teachers inform you about your expected competencies, course outcomes and programme outcomes.	37	5	4	0	0	171	93
11	Your mentor does a necessary follow-up with an assigned task to you.	40	5	1	0	0	177	96
12	The teachers illustrate the concepts through examples and applications.	41	4	1	0	0	178	97
13	The teachers identify your strengths and encourage you with providing right level of challenges.	40	5	1	0	0	177	96
14	Teachers are able to identify your weaknesses and help you to overcome them.	40	5	1	0	0	177	96
15	The institution makes effort to engage students in the monitoring, review and continuous quality improvement of the teaching learning process.	40	4	1	1	0	175	95
16	The institute/ teachers use student centric methods, such as experiential learning, participative learning and problem solving methodologies for enhancing learning experiences.	40	5	1	0	0	177	96
17	Teachers encourage you to participate in extracurricular activities.	41	4	1	0	0	178	97
18	Efforts are made by the institute/ teachers to inculcate soft skills, life skills and employability skills to make you ready for the world of work.	40	4	2	0	0	176	96
19	What percentage of teachers use ICT tools such as LCD projector, Multimedia, etc. while teaching.	41	4	1	0	0	178	97
20	The overall quality of teaching-learning process in your institute is very good.	40	5	1	0	0	177	96
Over All Percentage								95



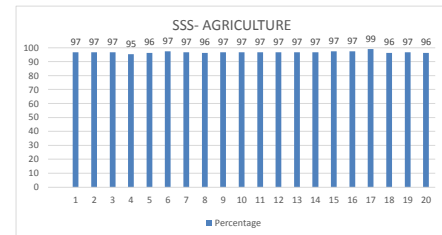
MECHANICAL ENGINEERING

S.NO	Questionnaire(s)	Extremely Correlated (4)	High High Correlated (3)	High Correlated (2)	Moderate Correlated (1)	Low Correlated (0)	Total Weightage	Percentage
1	How much of the syllabus was covered in the class?	40	2	2	0	0	170	97
2	How well did the teachers prepare for the classes?	38	4	2	0	0	168	95
3	How well were the teachers able to communicate?	40	2	2	0	0	170	97
4	The teacher's approach to teaching can best be described as	41	2	1	0	0	172	98
5	Fairness of the internal evaluation process by the teachers.	40	2	2	0	0	170	97
6	Was your performance in assignments discussed with you?	39	3	2	0	0	169	96
7	The institute takes active interest in promoting internship, student exchange, field visit opportunities for students	40	3	2	0	0	173	98
8	The teaching and mentoring process in your institution facilitates you in cognitive, social and emotional growth.	40	2	2	0	0	170	97
9	The institution provides multiple opportunities to learn and grow	40	3	2	0	0	173	98
10	Teachers inform you about your expected competencies, course outcomes and programme outcomes.	40	2	2	0	0	170	97
11	Your mentor does a necessary follow-up with an assigned task to you.	39	3	2	0	0	169	96
12	The teachers illustrate the concepts through examples and applications.	39	3	2	0	0	169	96
13	The teachers identify your strengths and encourage you with providing right level of challenges.	39	2	2	1	0	167	95
14	Teachers are able to identify your weaknesses and help you to overcome them.	39	3	2	0	0	169	96
15	The institution makes effort to engage students in the monitoring, review and continuous quality improvement of the teaching learning process.	40	2	2	0	0	170	97
16	The institute/ teachers use student centric methods, such as experiential learning, participative learning and problem solving methodologies for enhancing learning experiences.	40	2	2	0	0	170	97
17	Teachers encourage you to participate in extracurricular activities.	39	3	2	0	0	169	96
18	Efforts are made by the institute/ teachers to inculcate soft skills, life skills and employability skills to make you ready for the world of work.	40	2	2	0	0	170	97
19	What percentage of teachers use ICT tools such as LCD projector, Multimedia, etc. while teaching.	39	3	2	0	0	169	96
20	The overall quality of teaching-learning process in your institute is very good.	40	2	2	0	0	170	97
Over All Percentage								97



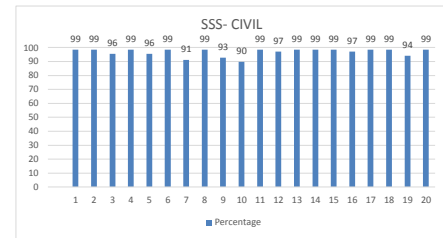
AGRICULTURE ENGINEERING

S.NO	Questionnaire(s)	Extremely Correlated (4)	High High Correlated (3)	High Correlated (2)	Moderate Correlated (1)	Low Correlated (0)	Total Weightage	Percentage
1	How much of the syllabus was covered in the class?	43	2	2	0	0	182	97
2	How well did the teachers prepare for the classes?	43	2	2	0	0	182	97
3	How well were the teachers able to communicate?	43	2	2	0	0	182	97
4	The teacher's approach to teaching can best be described as	40	5	2	0	0	179	95
5	Fairness of the internal evaluation process by the teachers.	42	3	2	0	0	181	96
6	Was your performance in assignments discussed with you?	43	3	1	0	0	183	97
7	The institute takes active interest in promoting internship, student exchange, field visit opportunities for students	43	2	2	0	0	182	97
8	The teaching and mentoring process in your institution facilitates you in cognitive, social and emotional growth.	42	3	2	0	0	181	96
9	The institution provides multiple opportunities to learn and grow	43	2	2	0	0	182	97
10	Teachers inform you about your expected competencies, course outcomes and programme outcomes.	43	2	2	0	0	182	97
11	Your mentor does a necessary follow-up with an assigned task to you.	43	2	2	0	0	182	97
12	The teachers illustrate the concepts through examples and applications.	43	2	2	0	0	182	97
13	The teachers identify your strengths and encourage you with providing right level of challenges.	43	2	2	0	0	182	97
14	Teachers are able to identify your weaknesses and help you to overcome them.	43	2	2	0	0	182	97
15	The institution makes effort to engage students in the monitoring, review and continuous quality improvement of the teaching learning process.	44	1	2	0	0	183	97
16	The institute/ teachers use student centric methods, such as experiential learning, participative learning and problem solving methodologies for enhancing learning experiences.	44	1	2	0	0	183	97
17	Teachers encourage you to participate in extracurricular activities.	45	2	0	0	0	186	99
18	Efforts are made by the institute/ teachers to inculcate soft skills, life skills and employability skills to make you ready for the world of work.	43	2	1	1	0	181	96
19	What percentage of teachers use ICT tools such as LCD projector, Multimedia, etc. while teaching.	43	2	2	0	0	182	97
20	The overall quality of teaching-learning process in your institute is very good.	43	2	1	1	0	181	96
Over All Percentage								97



CIVIL ENGINEERING

S.NO	Questionnaire(s)	Extremely Correlated (4)	Very High Correlated (3)	High Correlated (2)	Moderate Correlated (1)	Low Correlated (0)	Total Weightage	Percentage
1	How much of the syllabus was covered in the class?	16	1	0	0	0	67	99
2	How well did the teachers prepare for the classes?	16	1	0	0	0	67	99
3	How well were the teachers able to communicate?	15	1	1	0	0	65	96
4	The teacher's approach to teaching can best be described as	16	1	0	0	0	67	99
5	Fairness of the internal evaluation process by the teachers.	15	1	1	0	0	65	96
6	Was your performance in assignments discussed with you?	16	1	0	0	0	67	99
7	The institute takes active interest in promoting internship, student exchange, field visit opportunities for students	12	4	1	0	0	62	91
8	The teaching and mentoring process in your institution facilitates you in cognitive, social and emotional growth.	16	1	0	0	0	67	99
9	The institution provides multiple opportunities to learn and grow	13	3	1	0	0	63	93
10	Teachers inform you about your expected competencies, course outcomes and programme outcomes.	12	3	2	0	0	61	90
11	Your mentor does a necessary follow-up with an assigned task to you.	16	1	0	0	0	67	99
12	The teachers illustrate the concepts through examples and applications.	15	2	0	0	0	66	97
13	The teachers identify your strengths and encourage you with providing right level of challenges.	16	1	0	0	0	67	99
14	Teachers are able to identify your weaknesses and help you to overcome them.	16	1	0	0	0	67	99
15	The institution makes effort to engage students in the monitoring, review and continuous quality improvement of the teaching learning process.	16	1	0	0	0	67	99
16	The institute/ teachers use student centric methods, such as experiential learning, participative learning and problem solving methodologies for enhancing learning experiences.	15	2	0	0	0	66	97
17	Teachers encourage you to participate in extracurricular activities.	16	1	0	0	0	67	99
18	Efforts are made by the institute/ teachers to inculcate soft skills, life skills and employability skills to make you ready for the world of work.	16	1	0	0	0	67	99
19	What percentage of teachers use ICT tools such as LCD projector, Multimedia, etc. while teaching.	14	2	1	0	0	64	94
20	The overall quality of teaching-learning process in your institute is very good.	16	1	0	0	0	67	99
Over All Percentage								97



ME - COMPUTER SCIENCE AND ENGINEERING

S.NO	Questionnaire(s)	Extremely Correlated (4)	Very High Correlated (3)	High Correlated (2)	Moderate Correlated (1)	Low Correlated (0)	Total Weightage	Percentage
1	How much of the syllabus was covered in the class?	4	1	0	0	0	19	95
2	How well did the teachers prepare for the classes?	4	1	0	0	0	14	93
3	How well were the teachers able to communicate?	4	1	0	0	0	14	93
4	The teacher's approach to teaching can best be described as	4	1	0	0	0	14	93
5	Fairness of the internal evaluation process by the teachers.	4	1	1	0	0	15	100
6	Was your performance in assignments discussed with you?	4	1	0	0	0	14	93
7	The institute takes active interest in promoting internship, student exchange, field visit opportunities for students	4	1	0	0	0	14	93
8	The teaching and mentoring process in your institution facilitates you in cognitive, social and emotional growth.	3	2	0	0	0	13	87
9	The institution provides multiple opportunities to learn and grow	4	1	0	0	0	14	93
10	Teachers inform you about your expected competencies, course outcomes and programme outcomes.	5	0	0	0	0	15	100
11	Your mentor does a necessary follow-up with an assigned task to you.	5	0	0	0	0	15	100
12	The teachers illustrate the concepts through examples and applications.	5	0	0	0	0	15	100
13	The teachers identify your strengths and encourage you with providing right level of challenges.	5	0	0	0	0	15	100
14	Teachers are able to identify your weaknesses and help you to overcome them.	5	0	0	0	0	15	100
15	The institution makes effort to engage students in the monitoring, review and continuous quality improvement of the teaching learning process.	5	0	0	0	0	15	100
16	The institute/ teachers use student centric methods, such as experiential learning, participative learning and problem solving methodologies for enhancing learning experiences.	5	0	0	0	0	15	100
17	Teachers encourage you to participate in extracurricular activities.	5	0	0	0	0	15	100
18	Efforts are made by the institute/ teachers to inculcate soft skills, life skills and employability skills to make you ready for the world of work.	5	0	0	0	0	15	100
19	What percentage of teachers use ICT tools such as LCD projector, Multimedia, etc. while teaching.	5	0	0	0	0	15	100
20	The overall quality of teaching-learning process in your institute is very good.	4	1	0	0	0	14	93
Over All Percentage								97

